

# Join a Meeting

View this quick reference guide to quickly join an EBC Zoom meeting through your computer. As a best practice, please mute your audio during any presentations. If you experience any technical issues during your meeting, please contact the Zoom meeting Host for assistance. Thank You!

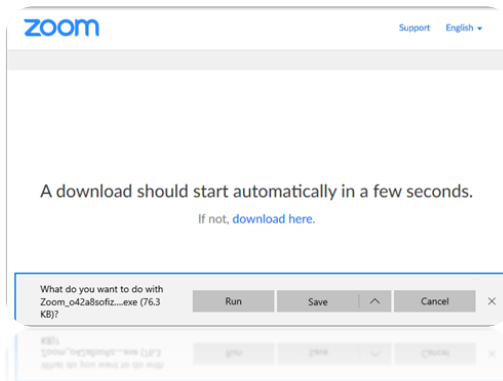
1

Join Zoom Meeting

<https://us02web.zoom.us/>

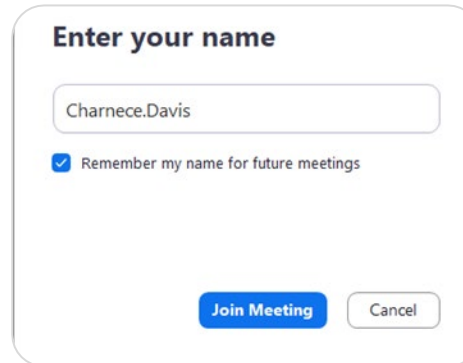
Navigate to the Zoom email meeting invite and click the “Join Zoom Meeting” link.

2



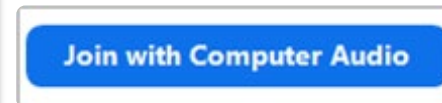
Click Run to download Zoom and follow any Zoom prompts.

3



Enter your Name when prompted and click Join Meeting.

4



Click Join with Computer Audio to hear others.

5

The EBC Zoom Meeting will appear and you can switch between Speaker View (see speaker only) or Gallery View (see all participants).

# Join a Meeting

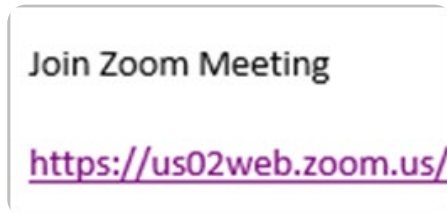
View this quick reference guide to quickly join an EBC Zoom meeting through your mobile device. As a best practice, please mute your audio during any presentations. If you experience any technical issues during your meeting, please contact the Zoom meeting Host for assistance. Thank You!

1



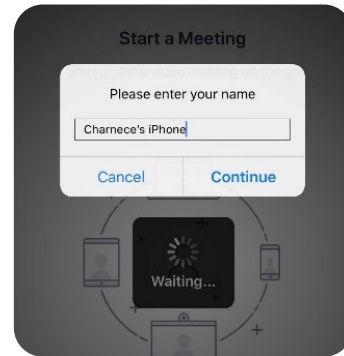
Connect to Wi-Fi to download and install the Zoom application from your iOS App Store or Google Play Store.

2



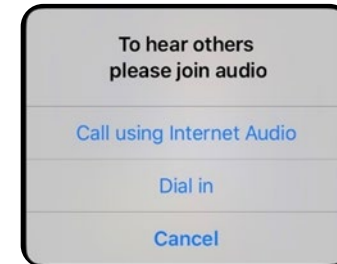
Navigate to the Zoom email meeting invite and click the “Join Zoom Meeting” link.

3



Zoom opens for you to enter your Name and then click Continue.

4



Follow any Zoom prompts and then select Call using Internet Audio.

5

The EBC Zoom Meeting will appear in Speaker View and you can swipe right to see the other meeting participants in Gallery View.